


**A Workshop
on
“How to
write a
Research
Proposal”**

JSPM's
Jayawantrao Sawant College of Engineering
Department of MCA
S. No. 58, Handewadi Road, Hadapsar, Pune-28.




One Day Workshop on “How to Write a Research Proposal”


Jointly Organized by
Department of MBA & Department of MCA

Resource Person :
Dr. Prof. Revati Rautrao
MBA Dept. JSPM's JSCOE Hadapsar Pune

Scheduled on
Date: 14th Nov 2022


Prof. Swayam Shah
HOD MCA Department




Dr. Rajendra Kanphade
Principal
JSCOE, Hadapsar Pune

PRINCIPAL
J.S.P.M.'s. Jayawantrao Sawant
College of Engineering, Pune-28

Date: 14th Nov 2022

Mode of Workshop: Offline

Subject: **How to Write a Research Proposal**

Event Coordinator: Prof. Krutika Kakpure & Prof. Swapna Gadhave

CONTENTS

1. What is Research? & Meaning of Research
2. How to write a Research Proposal?

About the Activity:

The Department of MCA, JSPM's JSCOE, organized a Workshop on “**How to Write a Research Proposal**”, on 14th Nov 2022, at 9.30 am, through Offline mode 35 students from the MCA Department as well as Faculties from MCA & MBA Dept. has attended the Workshop.

Objective:

The main objective of the webinar is to aware new Research Scholars who wants to enter into the Research Area about the Research Ethics , They should be aware about basic terms used in the Research about Primary , Secondary Data, Bibliography, Citation, and everything that needs to be included within the first Research Proposal.

Workshop Highlights:

- What is a good Research Proposal?
- Dos and Don'ts while Writing a Research Proposal
- Outline of Sections in Research Proposal

Methodology:

- PPT Presentation, Lecture, Personal Interaction

Description:

This is a One day workshop organized by MCA & MBA department of JSPM's Jayawantrao Sawant College of Engineering Hadapsar, Pune.

Few Glimpses of the A Workshop on “How to Write a Research Proposal”



Jayawantrao Sawant College of Engineering
Department of MCA
S. No. 58, Handewadi Road, Hadapsar, Pune-28.

A Workshop on “How to Write a Research Proposal”

Day/Date	Timing	Topic	Resource Person
Mon, 14 Nov 2022	09.30 am to 11.00 am 11:00 to 11:15 – Break 11:15 to 1:00 pm	A Workshop on “ How to Write a Research Proposal ”	Dr. Prof. Revati Rautrao MBA Dept. JSPM’s JSCOE Hadapsar Pune

A Team Building Activity

**“Trekking on
Purandar
Fort”**



JAYAWANTRAO SAWANT COLLEGE OF ENGINEERING

MCA DEPARTMENT, HADAPSAR, PUNE

“Team-Building” ACTIVITY


TREKKING ON

PURANDAR FORT

Date - 3/12/2022 | Day - Saturday | Time - 7.30 am,
Reporting Venue :- JSPM's JSCOE MCA Department, Hadapsar, Pune



JSPM's
Jayawantrao Sawant College of Engineering
MCA Department
S. No. 58, Handewadi Road, Hadapsar, Pune-28.




Team Building Activity - "Trekking on Purandar Fort"


Organized by
MCA Department

Scheduled on
Date: Saturday 03rd December 2022

Event Co-ordinator : 1] Prof. Anil Gaikwad (Asst. Prof. MCA Department)
2] Prof. Krutika Kakpure (Asst. Prof. MCA Department)


Prof. Swayam Shah
HOD MCA Department




Dr. Rajendra Kanphade
Principal
JSCOE, Hadapsar, Pune
PRINCIPAL
J.S.P.M.'s. Jayawantrao Sawant
College of Engineering, Pune-28

Activity Schedule:

Dear All, Following is the Schedule for Trekking on Purandar Fort

Reporting Time:	7:15 am
Moving From Campus :	7:30 am
Dress Code:	Trekking kit or T shirt & Track Full Pant.
Venue of seating in Bus:	Hadapsar Campus Ground.
Breakfast:	8:30 am @ Asmita Hotel/ Jogeshwari Hotel, Saswad.
Departure from Hotel:	9:00 am.
9:30 am:	Arrival @ Entry Gate at Purandar Fort.
Clearance on Gate :	9:45 am.
10:10 am to 1:10 pm.	Fort Trekking and Musium Visit.
1:15 pm:	Departure from Fort towards Ground for Management Games.
2:30 pm to 3:30 pm :	Lunch at Hotel.
3:30 to 4:30 pm :	Travel from Hotel to Hadapsar Campus.
4:35 pm	End of Tour

Essentials to carry with you:

- 1) Water Bottle
- 2) Bag
- 3) Shoes
- 4) Snacks
- 5) Breakfast & Lunch Amount as per your preference.

Ensure Discipline, Decency and Decorum.

About Trekking on Purandar Fort:

MCA department every semester organizes outside trip for MCA students. This year (In 2022) department planned to organize a trip for “trekking on Purandar Fort” as a part of Team Building Activity. All the students of MCA I year and MCA II year have participated in this trekking activity. The experience of Trekking on Purandar Fort was really an amazing experience to students. The overall trekking distance 4-5 kms. Students enjoyed a lot.

The breakfast was at Hotel was Asmita Hotel and Lunch was at ShouryaWada Hotel. At both hotels hospitality was very good.

About Purandar Fort:

Purandar Fort is a mountain fort in Pune district in Western Indian state of Maharashtra, India. The fort stands at 4,472 ft (1,390 m) above the sea level in the Western Ghats, 50 km to the southeast of Pune.

The twin forts of Purandar and Vajragad (or Rudramal) of which the latter is the smaller of the two, is located on the eastern side of the main fort. The village of Purandar takes its name from this fort.[1] It is the birthplace of Dharmaveer Chatrapati Sambhaji Maharaj. The oldest known reference to the Purandar dates back to the Yadava dynasty in the 11th century.

After the defeat of the Yadavas by the Persian invaders,[citation needed] the territory surrounding the fort fell into the hands of the Persians who further fortified the Purandar Fort in 1350 A.D. During the early rule of the Bijapur and Ahmednagar kings, The Purandar Fort was among the forts directly under the Government rule and was never entrusted to Jagirdars. Under the rule of the Berar Sultanate, the fort was besieged several times. To prevent the Purandar Fort from ever falling again, a sacrificial ritual was performed where a man and a woman were buried alive under one of the fort bastions to appease its patron deity.

Another ritual was soon performed where the king ordered a minister to bury a first-born son and his mother into the foundation of the bastion which was promptly done with a further offering of gold and bricks. When the bastion was finished, The minister, Yesaji Naik, was given possession of the Purandar

Fort and the father of the sacrificed boy was rewarded with two villages. The fort has two distinct levels. The lower part of Purandar is called the machi. North of the machi is a flat area where the cantonment and hospital was housed. There are many temples dedicated to Purandareswar (the fort's patron god, from which it also takes its name) and Sawai Madhavrao Peshwa here. There is a statue of Murarbaji Deshpande, the commander (killedar) of the fort who gave up his life in order to protect the fort from the Mughals. The northern part of the machi has a low fall with several bastions and an imposing gate with two towers.

Statue of Murarbaji Deshpande From the lower level of the machi, a staircase leads to the upper level called Ballekilla. The first structure of the Ballekilla that comes into view is the Dilli Darwaja (Delhi Gate). This area also houses an ancient Kedareshwar (Shiva) temple. The BALLEKILLA is also surrounded by steep drop on three sides.

Few Glimpses of “Trekking on Purandar Fort”







